

INTRODUCTION

Soyntec thanks you for buying Cleaning Kit Cleansee 250. We wish you enjoy using it.

We recommend you to read this user manual in order to enjoy the product in a safe way and with the best features.

This product has been creating to repair discs and to clean screen of computer and keyboard.

CARE AND MAINTENANCE

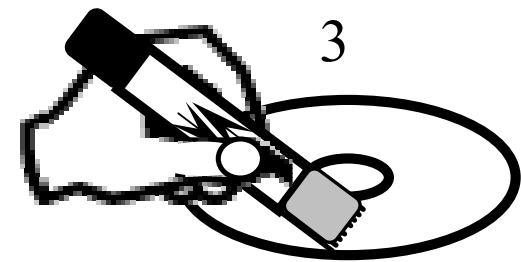
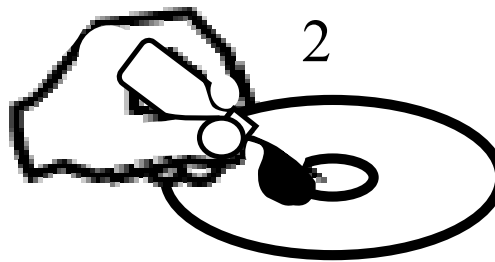
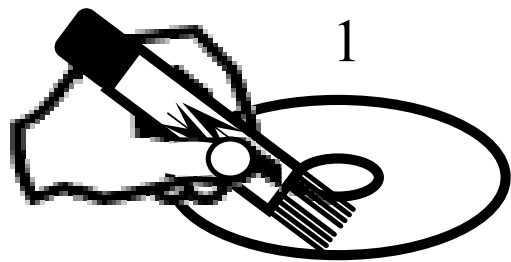
- Do not use abrasive or corrosive cleansers added.
- Keep the device clean, without dust and avoid extreme temperatures.
- Do not disassemble the device. Any repair work must be performed by qualified Soyntec's personnel.

PRODUCT CONTENT

- One kit including a brush
- Cleaning foam
- Cleaning liquid
- Polish cream
- Users manual

OPERATING INSTRUCTION

- 1 Clean the keyboard or disc with the brush
- 2 Apply 2 or 3 drops of cleaning solution on the cleaning foam to clean the disc
- 3 Apply 1 drop of polish cream on the disc to repair the scratch with the cleaning foam



SPECIAL GUARANTEE

Soyntec provides 36 month guarantee.

Guarantee procedure

Direct to your vendor and present the purchase invoice or ticket. For more information visit www.soyntec.com.

Technical support email address: soporte@soyntec.com

Specifications are subject to change without notice.

© 2007 by Soyntec. All rights reserved.

Trademarks

All company, brand and product names are trademarks or registered trademarks of their respective companies